


# MADA METAL LAY-IN/LAY-ON CEILING TILES

## Technical Data Sheet

TDS-CT-R20-Rev2 Metal Tiles Lay-In/Lay-On – 2024



### Advantages



Washable



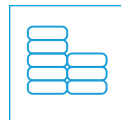
Class 0 fire  
rating



Durable



Easy to install



Economical

### Product Description

Mada Metal Ceiling Tiles, Lay-In and Lay-On, are installed with the standard exposed Mada Tee Grid system, providing an easy access to service area above. Mada Metal Ceiling Tiles are durable, washable, environmentally friendly, and recyclable solution to many ceiling requirements.

Mada Metal Ceiling Tiles are provided with non-woven, non-flammable acoustic black felt glued over the whole perforated area (for the perforated options).



# TECHNICAL DATA SHEET

## Field of Application

- Commercial Buildings
- Hospitals and Healthcare Centers
- Airports and Train / Metro Stations
- Educational Buildings
- Commercial Kitchens and Utility Rooms

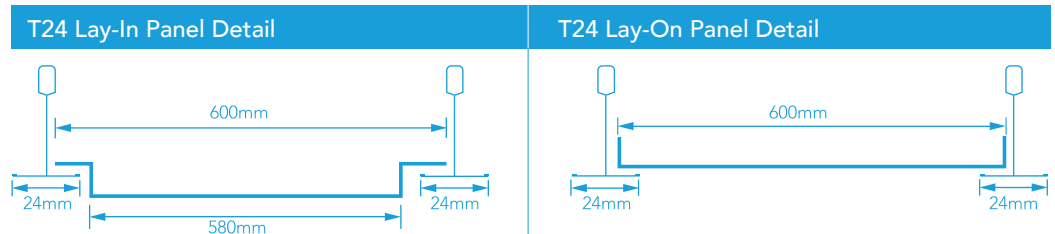
## Manufacturing Standards

- Mada Metal Ceiling Tiles are manufactured according to TS EN 13964.
- Surface Flame Spread test Class 0 as per BS 476 Part 6 & 7.
- Sound Absorption (for perforated options) is tested according with ASTM C423-90a.
- Surface Burning Characteristics Class A as per ASTM E 84.

## Technical Specifications

Parameters	Detail
Dimension*	600mm x 600mm x (0.4mm – 1.0mm)
Tile Depth	Lay-In : 10mm recessed / 8mm flush Lay-On : 10mm
Material	Aluminum
Color	RAL 9006, 9010, 9016
Texture	Flat smooth surface
Perforation Options	Plain or Perforated 1.8mm diameter
Edge	Square Edge
Light Reflectance (LR)	70-90%
Acoustic Property (NRC)	0.7-0.9
Fire Classification	Class 0 Surface Spread of Flame
Corrosion Resistance	Salt spray tested for 1000 hours
Humidity Resistance (HR)	95%

\* Other dimensions and / or specific perforation pattern are available upon request.



## Handling and Storage

- Mada Metal Ceiling Tiles are packed in cartons and must be stored vertically on a firm, dry, and structurally sound flooring assembly, using pallets to avoid direct contact with the floor and moisture sources.
- Never stack the cartons more than 4 high.
- Do not store other materials on top of Mada Metal Ceiling Tiles cartons.
- Care should be taken when moving cartons by hand.
- Weights of cartons vary depending on the tile types and sizes.
- During installation, Mada recommends installers to use cotton gloves to avoid finger marks.
- Immediately after installation, it is recommended to clear any dirt or finger marks with a clean dry cloth.
- Care should be taken when handling cut tiles. Sharp edges shouldn't be left at workplace.